




ANG-4000-CH4-24V-A1

**LIGHTING OUTPUT**  
 CONSTANT:  
 CH1-CH4: 24V / 1000mA / 24W

**CONTROLLER INPUT POWER**  
 100V - 240V (AC)

-  EU POWER CORD
- OR
-  UK POWER CORD
- OR
-  US POWER CORD

DESIGN BY	DANIEL	UNIT: MM	PRODUCT SERIES: ANG SERIES																
CHECK BY	NIZAM	SIZE A4																	
DATE	23/12/2024	SCALE: 1 : 2	<table border="1"> <tr> <td>TITLE</td> <td>DRAWING LAYOUT</td> <td>GEN. TOLERANCES</td> </tr> <tr> <td>PART NO</td> <td>-</td> <td>X ±0.15</td> </tr> <tr> <td>DWG NO</td> <td>ANG-4000-CH4-24V-A1</td> <td>X.X ±0.1</td> </tr> <tr> <td></td> <td></td> <td>X.XX ±0.05</td> </tr> <tr> <td colspan="2"></td> <td>SHEET 1 OF 1</td> </tr> </table>		TITLE	DRAWING LAYOUT	GEN. TOLERANCES	PART NO	-	X ±0.15	DWG NO	ANG-4000-CH4-24V-A1	X.X ±0.1			X.XX ±0.05			SHEET 1 OF 1
TITLE	DRAWING LAYOUT	GEN. TOLERANCES																	
PART NO	-	X ±0.15																	
DWG NO	ANG-4000-CH4-24V-A1	X.X ±0.1																	
		X.XX ±0.05																	
		SHEET 1 OF 1																	
MATERIAL	-	REVISION: 01																	
FINISHING	-	WEIGHT: -																	
QTY	-	-																	



1 2 3 4 5 6 7 8

D  
C  
B  
A

D  
C  
B  
A

1 2 3 4 5 6 7 8