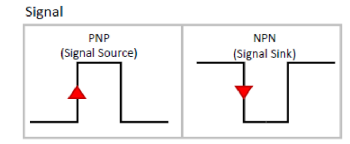


REVISIONS			
REV.	DESCRIPTIONS	EDIT BY	DATE:(d/m/y)


EU POWER CORD  
OR  
UK POWER CORD  
OR  
US POWER CORD

POWER ADAPTER  
POWER CABLE



LIGHTING INPUT POWER

CONTROLLER INPUT POWER  
24V



BOARD ADDRESS (FOR CASCADE PURPOSE)



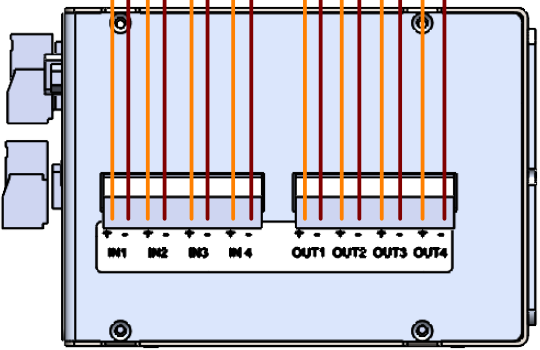
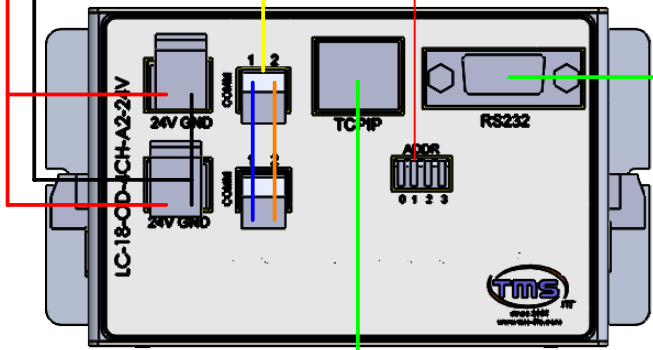
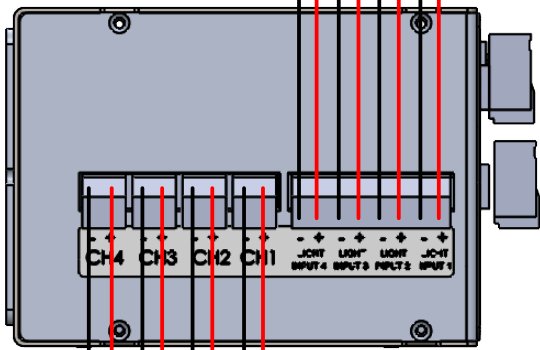
CONTROLLER INPUT  
OPTIONAL  
ONE TO ONE / LOOP

CONTROLLER OUTPUT  
OPTIONAL  
ONE TO ONE / LOOP

LIGHTING OUTPUT  
STROBE:  
CH1-4: 24V / 2000mA / 48W  
\*per channel

ONE TO ONE / LOOP

\*IF LIGHTING INPUT POWER SAME AS CONTROLLER INPUT POWER, IT CAN LOOP WITH SAME POWER SUPPLY



LC-18-OD-4CH-A2-24V

DESIGN BY	KANG	UNIT: MM
CHECK BY	KB TAN	SIZE A4
DATE	29/11/2024	REVISION:
MATERIAL	-	01
FINISHING	-	SCALE:
QTY	-	1:1

PRODUCT SERIES: LC-18 SERIES

TITLE	DRAWING LAYOUT	GEN. TOLERANCES
PART NO	-	X ±0.15
DWG NO	LC-18-OD-4CH-A2-24V	X.X ±0.1
		X.XX ±0.05
		SHEET 1 OF 1

