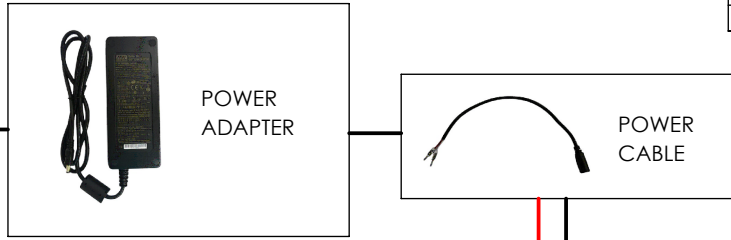

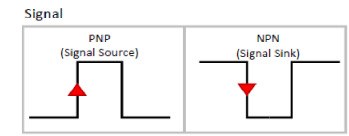



REVISIONS			
REV.	DESCRIPTIONS	EDIT BY	DATE:(d/m/y)



LIGHTING INPUT POWER

CONTROLLER INPUT POWER  
48V

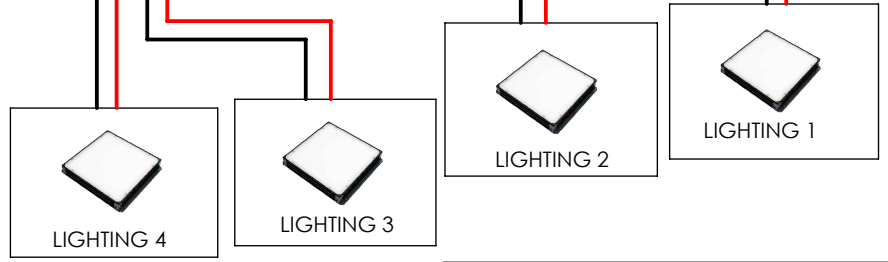
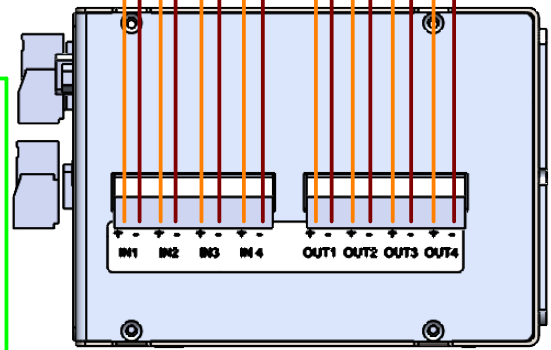
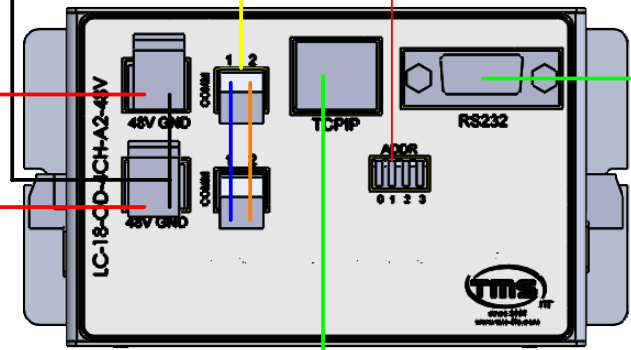
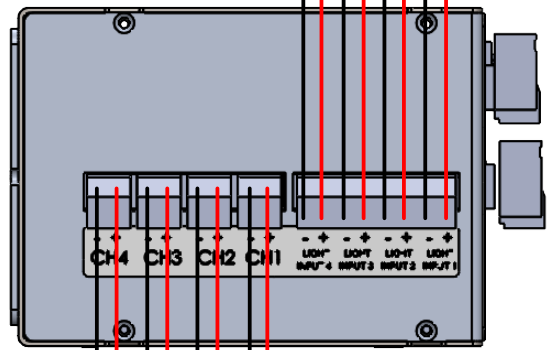


CONTROLLER INPUT  
OPTIONAL  
ONE TO ONE / LOOP

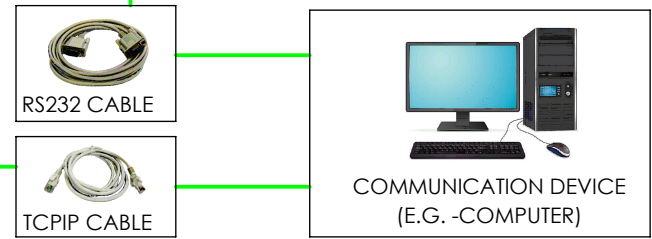
CONTROLLER OUTPUT  
OPTIONAL  
ONE TO ONE / LOOP

LIGHTING OUTPUT STROBE:  
CH1-4: 48V / 2000mA / 96W  
\*per channel

ONE TO ONE / LOOP  
\*IF LIGHTING INPUT POWER SAME AS CONTROLLER INPUT POWER, IT CAN LOOP WITH SAME POWER SUPPLY



LC-18-OD-4CH-A2-48V



DESIGN BY	KANG	UNIT: MM
CHECK BY	KB TAN	SIZE A4
DATE	29/11/2024	REVISION: 01
MATERIAL	-	SCALE: 1:1
FINISHING	-	
QTY	-	

PRODUCT SERIES: LC-18 SERIES		
TITLE	DRAWING LAYOUT	GEN. TOLERANCES
PART NO	-	X ±0.15
DWG NO	LC-18-OD-4CH-A2-48V	X.X ±0.1
		X.XX ±0.05
		SHEET 1 OF 1

