

1 2 3 4 5 6 7 8

D


C

B

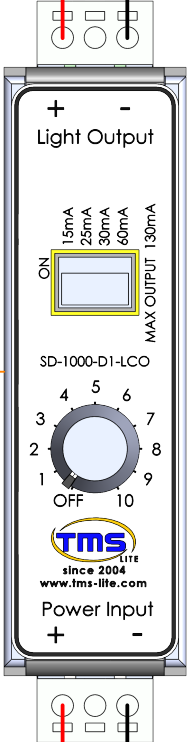
A




LIGHTING



LIGHTING OUTPUT
 CONSTANT:
 12V / 130mA / 1.56W
 24V / 130mA / 3.12W



SD-1000-D1-LCO



EU POWER CORD
 OR
 UK POWER CORD
 OR
 US POWER CORD



POWER ADAPTER



POWER CABLE

CONTROLLER INPUT POWER
 12V / 24V

DESIGN BY	DANIEL	UNIT: MM
CHECK BY	NIZAM	SIZE A4
DATE	25/11/2024	SCALE: 1 : 1
MATERIAL	-	REVISION: 01
FINISHING	-	WEIGHT: -
QTY	-	-

PRODUCT SERIES: SD SERIES



TITLE	DRAWING LAYOUT	GEN. TOLERANCES
PART NO	-	X ±0.15
DWG NO	SD-1000-D1-LCO	X.X ±0.1
		X.XX ±0.05
		SHEET 1 OF 1

1 2 3 4 5 6 7 8