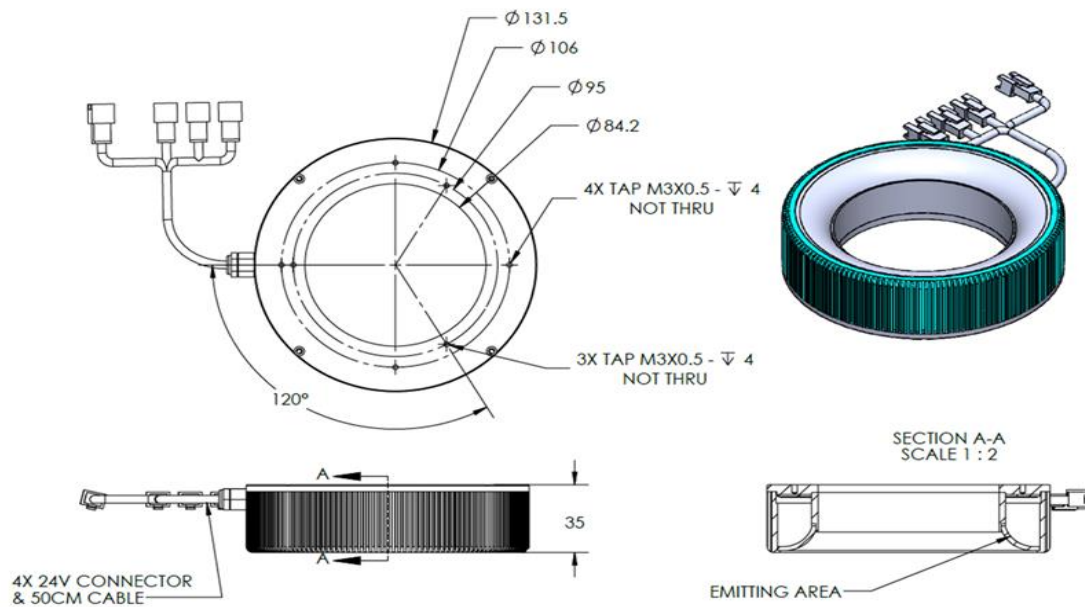




ILLUMINATOR DATA (ID)

HPD2-00-130-1-RGBW-24V

Lighting Dimension



Mechanical Information	
Casing Material	Aluminium
Storage Temperature Range	0 - 45°C
Storage Humidity Range	20 - 85%
Weight	275 g
Length / Outer Diameter	131.5 mm
Width / Inner Diameter	84.2 mm
Thickness / Height	35 mm





ILLUMINATOR DATA (ID)

HPD2-00-130-1-RGBW-24V

Lighting Information																																
Part Number	HPD2-00-130-1-RGBW-24V																															
LED Color	Red			Green			Blue			White																						
Wavelength	630			525			470			refer to chromaticity table																						
Working Distance	26 mm	62 mm	157 mm	26 mm	62 mm	157 mm	26 mm	62 mm	157 mm	26 mm	62 mm	157 mm																				
Intensity (±15%)	1730 lx	1700 lx	640 lx	4750 lx	4580 lx	1530 lx	5070 lx	4780 lx	1650 lx	4100 lx	3830 lx	1330 lx																				
Illumination (number of row)	1																															
Illumination Active Area	Active Length / Outer Dia.						119.5 mm																									
	Active Width / Inner Dia.						86.2 mm																									
Emission angle	0																															
Eye Safety Class (IEC62471)	EXEMPT			EXEMPT			II			EXEMPT																						
Chromaticity Table For White colour only	<table border="1"> <tbody> <tr> <td>X</td> <td>0.296</td> <td>0.287</td> <td>0.307</td> <td>0.311</td> <td>X</td> <td>0.311</td> <td>0.307</td> <td>0.33</td> <td>0.33</td> </tr> <tr> <td>Y</td> <td>0.276</td> <td>0.295</td> <td>0.315</td> <td>0.294</td> <td>Y</td> <td>0.294</td> <td>0.315</td> <td>0.339</td> <td>0.318</td> </tr> </tbody> </table>												X	0.296	0.287	0.307	0.311	X	0.311	0.307	0.33	0.33	Y	0.276	0.295	0.315	0.294	Y	0.294	0.315	0.339	0.318
X	0.296	0.287	0.307	0.311	X	0.311	0.307	0.33	0.33																							
Y	0.276	0.295	0.315	0.294	Y	0.294	0.315	0.339	0.318																							

Electrical Information				
Rated Constant Voltage	24V±2%			
Rated Constant Current	180 mA	180 mA	180 mA	180 mA
Power Consumption	4.32 W	4.32 W	4.32 W	4.32 W
Casing temperature, After 60 minutes operation	40.2 C			
Max. continuous current of RED, GREEN & BLUE LEDs on at the same time	*It is not recommended to turn on Red, Green and Blue colour at the same time. Refer to Maximum Simultaneous Current Output section in the last page for maximum current that can be supplied for each colour. Failure in following this may results in damaging the lighting.			

Strobe Mode Specification				
**Normal Strobe Voltage	24 V			
**Normal Strobe Current	180 mA	180 mA	180 mA	180 mA
Overdrive Voltage Range	Min: 36 V Max: 48 V	Min: 36 V Max: 48 V	Min: 36 V Max: 48 V	Min: 36 V Max: 48 V
Overdrive Current Range	Min: 360 mA Max: 448 mA	Min: 404 mA Max: 492 mA	Min: 487 mA Max: 593 mA	Min: 471 mA Max: 577 mA
Max. pulse current of RED, GREEN & BLUE LEDs on at the same time	*It is not recommended to turn on Red, Green and Blue colour at the same time. Refer to Maximum Simultaneous Current Output section in the last page for maximum current that can be supplied for each colour. Failure in following this may results in damaging the lighting.			
Recommended Overdrive Voltage	36 V			
***Max. Trigger Pulse Duration	10 msec			
***Max. Duty Cycle	10%			


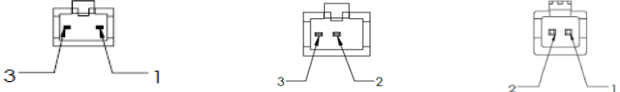
**Normal strobe means the lighting is operated using the rated power. Overdrive means the power supplied to the lighting exceeded the rated power.

***Overdrive condition must not exceed the max. trigger pulse duration and max. duty cycle. Failure in following this may results in damaging the lighting.



ILLUMINATOR DATA (ID)

HPD2-00-130-1-RGBW-24V

Connection Information			
Connector Type (Default)	JST SMR-03V		
Cable Length	50 cm		
Pin Configuration 	Pin	Signal	Cable Colour
	1	LED +	Red
	2	N.C	-
	3	LED -	White
	4	-	-
	5	-	-
			






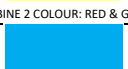

Additional Information	
Additional Cooling Method	Attached to machine part for better heat dissipation
Intensity Controller Selection	SD, ST, ANG, LC, SDA, SDP series
CE Conformity	YES
RoHS Compliance	YES

Application	
Illumination Type	Diffused Ring Illumination
Application Use	Shining Surface and Food Packaging Inspection



ILLUMINATOR DATA (ID)

HPD2-00-130-1-RGBW-24V

Maximum Simultaneous Current Output Information		
Colour	Current	Remarks
 SINGLE COLOUR : RED	0.9 A	TOTAL CURRENT OUTPUT : 0.5 A RECOMMENDED OVERDRIVE CURRENT : 1 A (36 V) ** OPTIMUM FOR SINGLE COLOUR
 SINGLE COLOUR : GREEN	0.9 A	TOTAL CURRENT OUTPUT : 0.4 A RECOMMENDED OVERDRIVE CURRENT : 1.17 A (36 V) ** OPTIMUM FOR SINGLE COLOUR
 SINGLE COLOUR : BLUE	0.9 A	TOTAL CURRENT OUTPUT : 0.45 A RECOMMENDED OVERDRIVE CURRENT : 1.21 A (36 V) ** OPTIMUM FOR SINGLE COLOUR
 COMBINE 2 COLOUR: RED & BLUE	0.9 A	TOTAL CURRENT OUTPUT : 0.5 A ****[EXAMPLE : RED = 0.25 A , BLUE = 0.25 A] ****[OVERDRIVE STROBE MODE EXAMPLE : RED = 0.5 A , BLUE = 0.5 A] FOR COMBINE COLOUR TEMPERATURE CANNOT EXCEED MORE THAN 60°C ENSURE CURRENT MUST NOT EXCEED 0.5 A
 COMBINE 2 COLOUR: RED & GREEN	0.9 A	TOTAL CURRENT OUTPUT : 0.5 A ****[EXAMPLE : RED = 0.25 A , GREEN = 0.25 A] FOR COMBINE COLOUR TEMPERATURE CANNOT EXCEED MORE THAN 60°C ENSURE CURRENT MUST NOT EXCEED 0.5 A
 COMBINE 2 COLOUR: GREEN & BLUE	0.9 A	TOTAL CURRENT OUTPUT : 0.5 A ****[EXAMPLE : GREEN = 0.25 A , BLUE = 0.25 A] ****[OVERDRIVE STROBE MODE EXAMPLE : RED = 0.5 A , BLUE = 0.5 A] FOR COMBINE COLOUR TEMPERATURE CANNOT EXCEED MORE THAN 60°C ENSURE CURRENT MUST NOT EXCEED 0.5 A
 COMBINE COLOUR: RED, GREEN & BLUE	0.9 A	TOTAL CURRENT OUTPUT : 0.5 A ****[EXAMPLE : RED = 0.16 A , GREEN = 0.16 A , BLUE = 0.16 A] ****[OVERDRIVE STROBE MODE EXAMPLE : RED = 0.33 A , GREEN = 0.33 A , BLUE = 0.33 A] FOR COMBINE COLOUR TEMPERATURE CANNOT EXCEED MORE THAN 60°C ENSURE CURRENT MUST NOT EXCEED 0.5 A



ILLUMINATOR DATA (ID)

HPD2-00-130-1-RGBW-24V

Lighting Pattern																																													
Working Distance	TBA																																												
Display and Image	TBA																																												
Data Results	<table border="1"> <thead> <tr> <th>Horizontal</th> <th>Meas.(mm)</th> <th>Vertical</th> <th>Meas.(mm)</th> </tr> </thead> <tbody> <tr><td>90%</td><td></td><td>90%</td><td></td></tr> <tr><td>80%</td><td></td><td>80%</td><td></td></tr> <tr><td>70%</td><td></td><td>70%</td><td></td></tr> <tr><td>60%</td><td></td><td>60%</td><td></td></tr> <tr><td>50%</td><td></td><td>50%</td><td></td></tr> <tr><td>40%</td><td></td><td>40%</td><td></td></tr> <tr><td>30%</td><td></td><td>30%</td><td></td></tr> <tr><td>20%</td><td></td><td>20%</td><td></td></tr> <tr><td>10%</td><td></td><td>10%</td><td></td></tr> </tbody> </table> <table border="1"> <thead> <tr> <th>Max.</th> <th>Meas.(cd/m2)</th> </tr> </thead> <tbody> <tr> <td></td> <td></td> </tr> </tbody> </table>	Horizontal	Meas.(mm)	Vertical	Meas.(mm)	90%		90%		80%		80%		70%		70%		60%		60%		50%		50%		40%		40%		30%		30%		20%		20%		10%		10%		Max.	Meas.(cd/m2)		
Horizontal	Meas.(mm)	Vertical	Meas.(mm)																																										
90%		90%																																											
80%		80%																																											
70%		70%																																											
60%		60%																																											
50%		50%																																											
40%		40%																																											
30%		30%																																											
20%		20%																																											
10%		10%																																											
Max.	Meas.(cd/m2)																																												