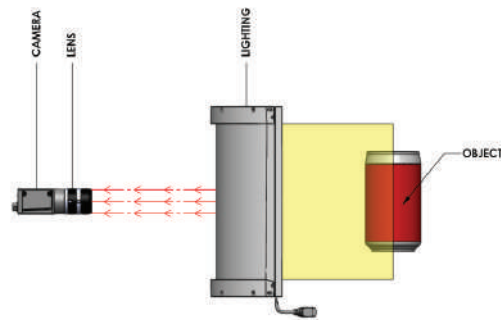



Arc Flat Dome Series

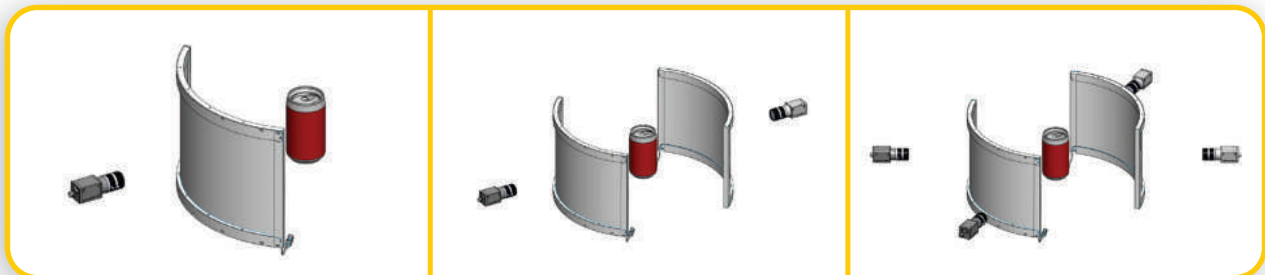


Scan or Click the QR code for more information



Customization							
Category	Model	Length (mm)		Width (mm)		Radius	Colour
		Min.	Max.	Min.	Max.	Min.	
Arc Flat Dome	FDAA	100	500	30	300	120	Visible Colour

Application



Lighting Working Distance Effect



F&B Industry



Cosmetic Industry



Pharmaceutical Industry



Medical Industry

Features

- Arc-shaped flat dome design for angled or curved surface illumination
- Uniform light distribution along the arc for consistent coverage
- Wide viewing angle to cover larger inspection areas

Advantages

- Provides even illumination on curved or angled surfaces without hotspots
- Increases inspection coverage with fewer light sources
- Ensures consistent brightness across the target area

Benefits

- Improves inspection accuracy and reduces false detection on complex surfaces
- Simplifies lighting setup and reduces equipment requirements
- Delivers reliable and consistent imaging results, improving process efficiency