

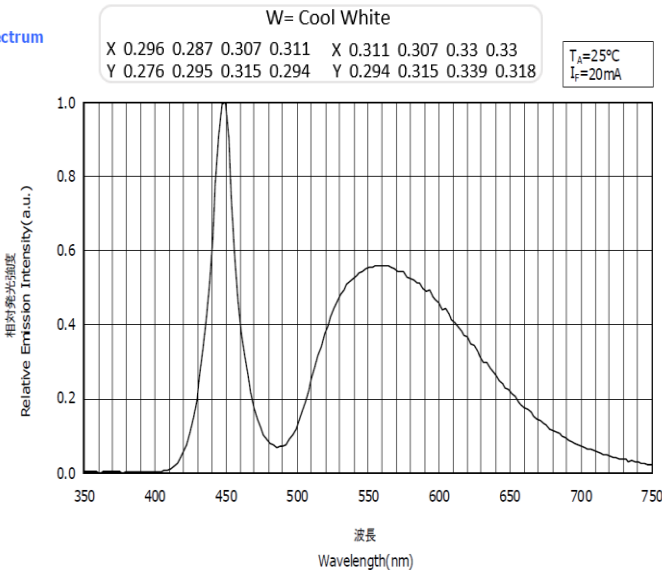
Wavelength

The following model series have wavelengths of single colour LED as shown in the diagram below:-

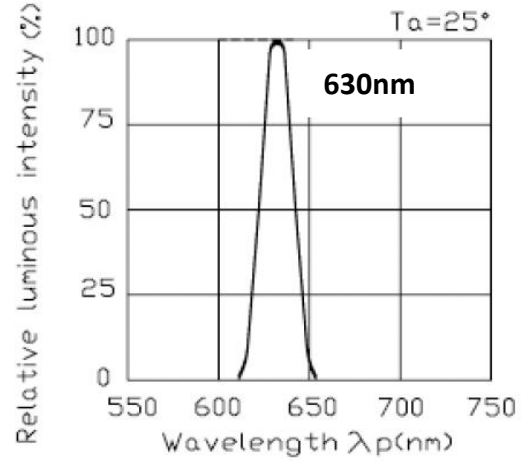
- | | | | |
|--------------|-------|-------|--------|
| -LBRX 3 Rows | -DLQ2 | -BHD | -BHLX3 |
| -LBRX 6 Rows | -DLF2 | -LBL3 | |
| -LBRQ | -BHLQ | -BHS4 | |
| -DLS2 | -BHDS | -BHC2 | |
| -DLW2 | -HPDP | -BHP | |

White Colour

Spectrum

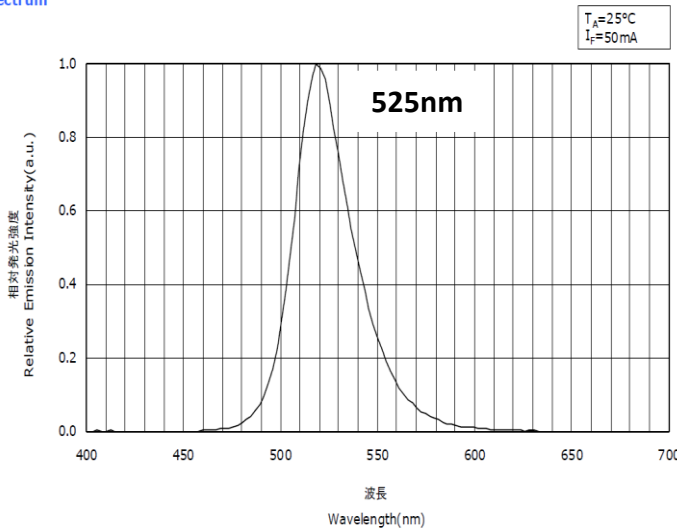


Red Colour



Green Colour

Spectrum



Blue Colour

