


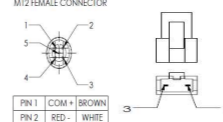
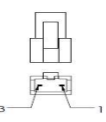




Extension wire

Name	TMS PART NUMBER	BASLER PART NUMBER	IMAGES	INPUT	OUTPUT	DESCRIPTION	CABLE LENGTH	PIN ASSIGNMENT (INPUT & OUTPUT)	CABLE INFORMATION	DRAWING LAYOUT	WEBSITE LINK	Packaging																											
M12 FEMALE CABLE WITH 4x SM CONNECTOR (3M)	BA-EXT-4CH-M12F-3M-24V			M12 Connector (Female) 	to 4-Channel 	Female moled with cable, Unshielded, metal screw, solder	3m	<p>M12 FEMALE CONNECTOR</p>  <table border="1"> <tr> <td>PIN 1</td> <td>COM</td> <td>BROWN</td> </tr> <tr> <td>PIN 2</td> <td>RED</td> <td>WHITE</td> </tr> <tr> <td>PIN 3</td> <td>GREEN</td> <td>BLUE</td> </tr> <tr> <td>PIN 4</td> <td>BLUE</td> <td>BLACK</td> </tr> <tr> <td>PIN 5</td> <td>WHITE</td> <td>GRAY</td> </tr> </table>  <table border="1"> <tr> <td>PIN 1</td> <td>24V</td> </tr> <tr> <td>PIN 2</td> <td>-</td> </tr> <tr> <td>PIN 3</td> <td>GND</td> </tr> </table>	PIN 1	COM	BROWN	PIN 2	RED	WHITE	PIN 3	GREEN	BLUE	PIN 4	BLUE	BLACK	PIN 5	WHITE	GRAY	PIN 1	24V	PIN 2	-	PIN 3	GND	<table border="1"> <tr> <td>AWG</td> <td>2*24AWG</td> </tr> <tr> <td>Current Rating</td> <td>3A</td> </tr> <tr> <td>Voltage Rating</td> <td>300V</td> </tr> </table>	AWG	2*24AWG	Current Rating	3A	Voltage Rating	300V		NA	
PIN 1	COM	BROWN																																					
PIN 2	RED	WHITE																																					
PIN 3	GREEN	BLUE																																					
PIN 4	BLUE	BLACK																																					
PIN 5	WHITE	GRAY																																					
PIN 1	24V																																						
PIN 2	-																																						
PIN 3	GND																																						
AWG	2*24AWG																																						
Current Rating	3A																																						
Voltage Rating	300V																																						