


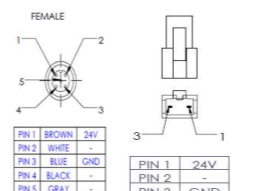




Extension wire

Name	TMS PART NUMBER	BASLER PART NUMBER	IMAGES	INPUT	OUTPUT	DESCRIPTION	CABLE LENGTH	PIN ASSIGNMENT (INPUT & OUTPUT)	CABLE INFORMATION	DRAWING LAYOUT	WEBSITE LINK	Packaging																											
M12 FEMALE CABLE WITH SM CONNECTOR (3M)	BA-EXT-SM-M12F-3M-24V			M12 Connector (Female) 	to JST -3 PIN 	Female moled with cable, Unshielded, metal screw, solder	3m	 <table border="1" data-bbox="1676 346 1795 409"> <tr><td>PIN 1</td><td>BROWN</td><td>24V</td></tr> <tr><td>PIN 2</td><td>WHITE</td><td>-</td></tr> <tr><td>PIN 3</td><td>BLUE</td><td>GND</td></tr> <tr><td>PIN 4</td><td>BLACK</td><td>-</td></tr> <tr><td>PIN 5</td><td>GRAY</td><td>-</td></tr> </table> <table border="1" data-bbox="1795 367 1914 409"> <tr><td>PIN 1</td><td>-24V</td></tr> <tr><td>PIN 2</td><td>-</td></tr> <tr><td>PIN 3</td><td>GND</td></tr> </table>	PIN 1	BROWN	24V	PIN 2	WHITE	-	PIN 3	BLUE	GND	PIN 4	BLACK	-	PIN 5	GRAY	-	PIN 1	-24V	PIN 2	-	PIN 3	GND	<table border="1" data-bbox="1929 220 2181 357"> <tr><td>AWG</td><td>2*24AWG</td></tr> <tr><td>Current Rating</td><td>3A</td></tr> <tr><td>Voltage Rating</td><td>300V</td></tr> </table>	AWG	2*24AWG	Current Rating	3A	Voltage Rating	300V		<a href="https://www.basler.com/Products/Accessories/Extension-Cables/EXT-SM-M12F-3M-24V">EXT-SM-M12F-3M-24V</a>	
PIN 1	BROWN	24V																																					
PIN 2	WHITE	-																																					
PIN 3	BLUE	GND																																					
PIN 4	BLACK	-																																					
PIN 5	GRAY	-																																					
PIN 1	-24V																																						
PIN 2	-																																						
PIN 3	GND																																						
AWG	2*24AWG																																						
Current Rating	3A																																						
Voltage Rating	300V																																						