

1 2 3 4 5 6 7 8

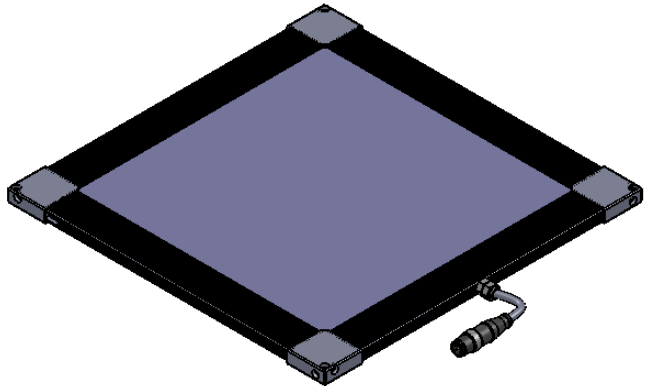
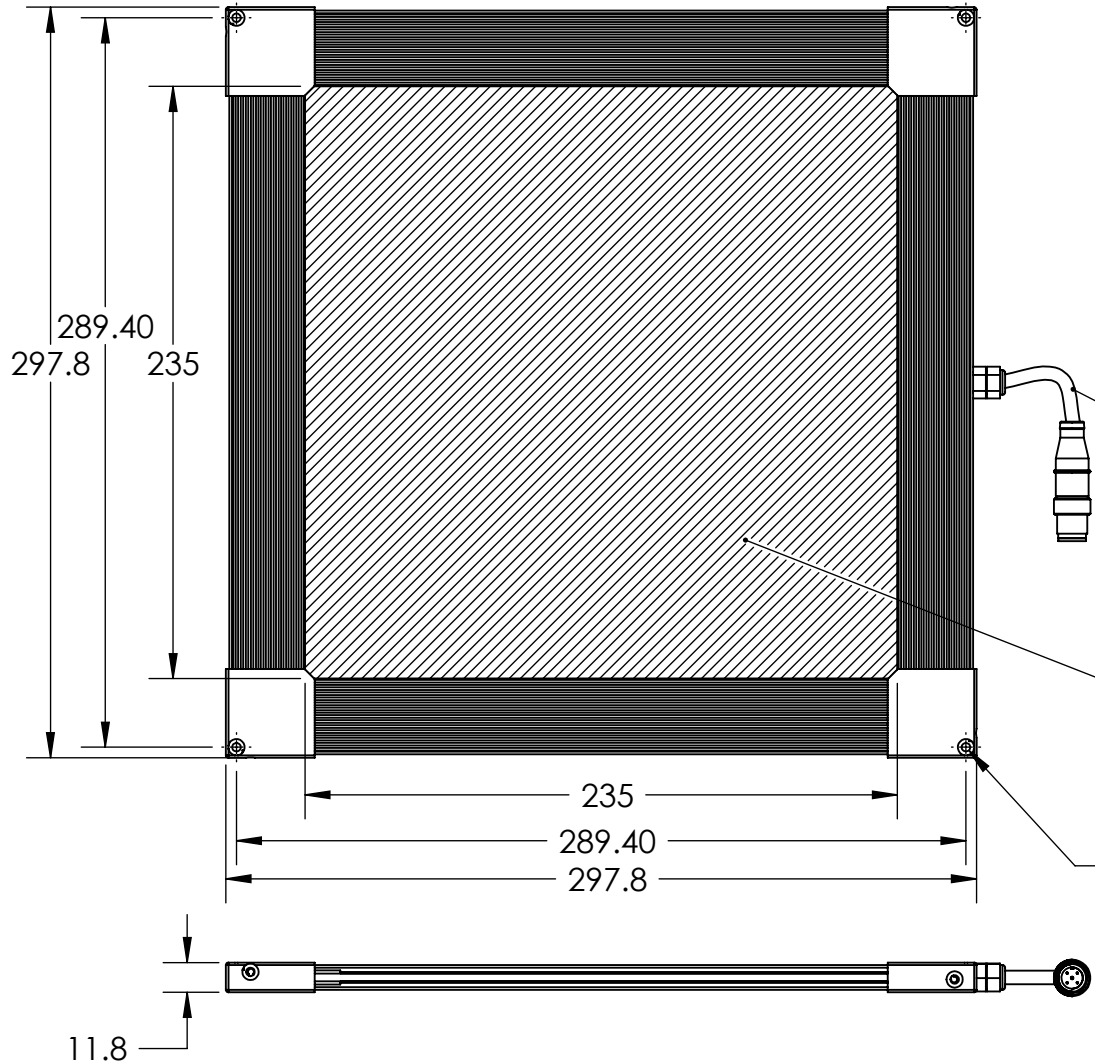
REVISIONS			
REV.	DESCRIPTIONS	EDIT BY	DATE:(d/m/y)
01	NEW DRAWING LAYOUT	SL LEE	27/10/2015
-	-	-	dd/mm/yyyy

D

C

B

A

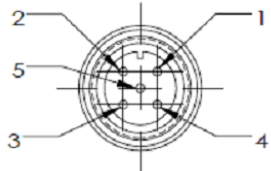


M12 CONNECTOR
70CM CABLE

EMITTING AREA

4 X C'BORE M3

MALE



PIN 1	BROWN	24V
PIN 2	WHITE	-
PIN 3	BLUE	GND
PIN 4	BLACK	-
PIN 5	GRAY	-

CUSTOMER APPROVED
& DATE



DESIGN BY	SL LEE
CHECK BY	KB TAN
DATE	27/10/2015
MATERIAL	-
FINISHING	-
QTY	-

UNIT:	MM
REVISION:	01
SCALE:	1 : 3

PRODUCT SERIES: BHD2 SERIES	
TITLE	DRAWING LAYOUT
PART NO	BHD2-00-235X235-1-X-24V
DWG NO	-
SHEET 1 OF 1	

1 2 3 4 5 6 7 8