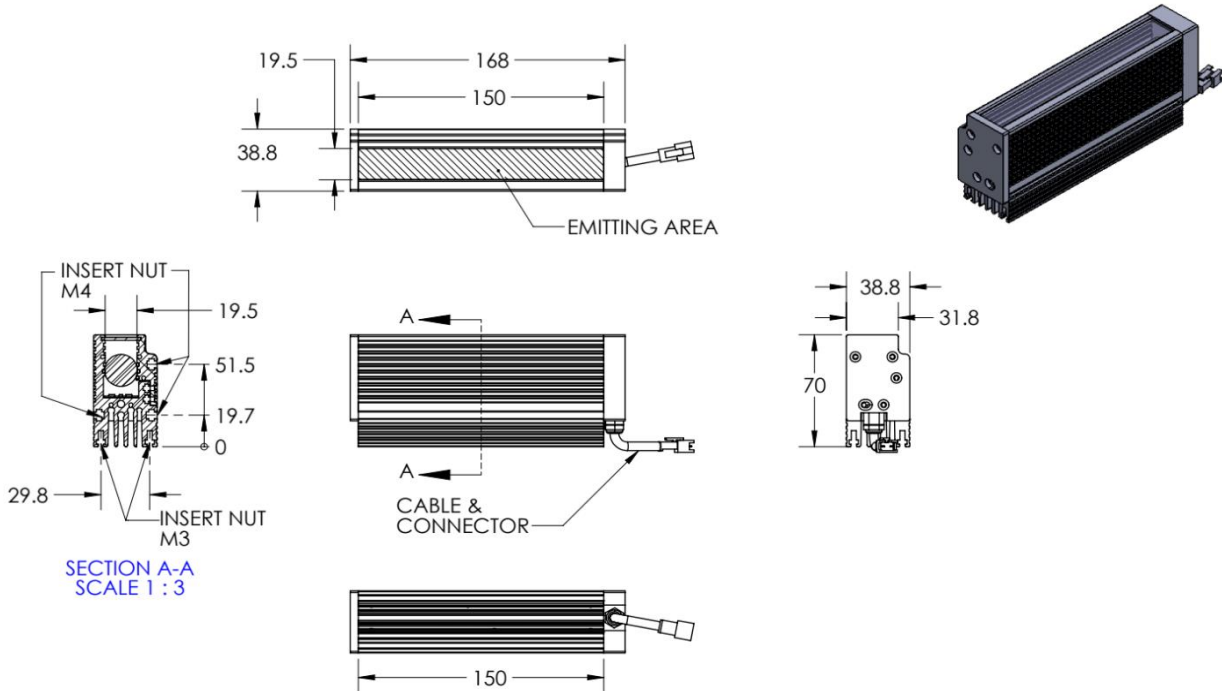




# ILLUMINATOR DATA-ID

## LSNY-00-150-1-R-24V

### Lighting Dimension




Mechanical Information	
Casing Material	Aluminium
Storage Temperature Range	Temp 0-°C, Humidity 20-85%
Weight	642 g
Length / Outer Diameter	168 mm
Width / Inner Diameter	38.8 mm
Thickness / Height	70 mm



# ILLUMINATOR DATA-ID

## LSNY-00-150-1-R-24V

Optical Information				
Part Number		LSNY-00-150-1-R-24V		
LED Color		RED		
Wavelength	(nm)	630		
Intensity (±15%)	(Lux)	35200	30500	26900
Working Distance	(mm)	40	50	60
Illumination (number of row)		1		
Illumination Active Area				
Active Length / Outer Diameter	(mm)	150		
Active Width / Inner Diameter	(mm)	19.5		
Emission angle	(deg.)	0		
Eye Safety Class ( IEC62471 )		EXEMPT		
Electrical Information				
Lighting Supply Voltage (constant voltage mode)		24V ± 2%		
Continuous Current	(mA)	540		
Power Consumption	(W)	12.96		
Lighting casing temperature, Operating after 60 minutes	°C	52		
Strobe Mode Specification				
Pulse Operation		YES		
Max. Lighting Supply Voltage (Constant voltage power supply)	(V)	Pulsing at 24VDC to 48VDC, 0-10% Duty Cycle, Recommended at 36VDC		
Pulse Current, (Max. 10msec) (Constant current power supply)	(mA)	1620		
Max. Trigger Pulse Duration	(msec)	10		
Duty Cycle		0-10%		
Additional Information				
Additional Cooling Method		Attached to machine part for better heat dissipation		
Intensity Controller Selection		ANG, ST, SD and SDA Series		
CE Conformity		YES		
RoHS Compliance		YES		
Connection				
Connector Type (Default):		JST SMR-03V		
Cable Length out from lighting :	(mm)	500		
Pin Configuration :		Pin	Signal	Cable Color
		1	LED +	RED
		2	N.C.	---
		3	LED -	WHITE
				
Application				
Illumination Type		Direct Illumination		
Appication Use		Substrate inspection, label inspection, flat surface, fiducially recognition.		



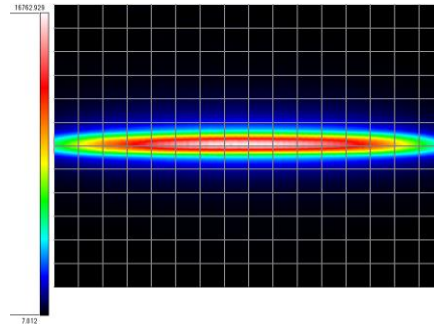
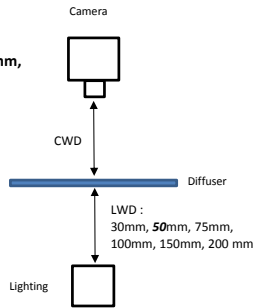
# ILLUMINATOR DATA-ID

## LSNY-00-150-1-R-24V

### Uniform Graph ( Relative Irradiation Strength) - Representative pattern

Lens focal length,  $f = \text{Infinity}$   
CWD = 313mm  
LWD = 30mm, 50mm, 75mm, 100mm, 150mm, 200mm  
Lighting angle:  $0^\circ$

Tolerance %	L X W
10%	50 X 3
20%	83 X 4
30%	102 X 6
40%	118 X 7



\* 1 cell = 10mm x 10mm